

Simba Laundry Catalogue



Certified



Corporation



Simba Global



We live and breathe textiles. We understand every stage of the textile lifecycle and have intricate experience with laundry workflows which is why our clients regard Simba as their preferred laundry partner.

Contents



18–33

Towels



34–38

Bathrobes




39–32

Sheets



53–58

Conscious Collection



59–64

Quilt covers



65–68

Commercial comforters



69–74

Pillow protectors



75–80

Mattress toppers



81-86
Blankets



87-96
Table linen



97-110
Accessories





Working with laundries across a wide variety of industries allows us to see first-hand how products perform in different laundry conditions.

We then use these insights and our past experiences to advise on ideal laundry conditions and opportunities for efficiency.

We commit to supporting our clients long-term. This gives them confidence that we will never compromise their long-term success for short term profit.

We employ textile scientists who bring industry expertise and partnerships with other industry leaders to guide discussions and decisions, we offer stock and asset management control with local warehousing and we also provide RFID technology.

Simba clients are part of our family and that means we do all that we can to set them up for enduring success.

The Simba difference

The Simba Global story started over four decades ago when our founder, Anil Somaia, took a leap of faith to make a better life for his family.

From his earliest days, Anil believed in the power of authenticity and generosity. Today, the promise of building up others is woven throughout our entire global operation.

Ultimately our success is built on the success of our clients and when they have a win, we are the first to congratulate them. We proudly stand beside our clients and suppliers while proactively looking for new ways to move toward success together.

Family is our foundation and our motivation. Our focus on family defines our commitment to corporate responsibility. Acting with family in mind means we invest and act on sustainability practices and ethical sourcing — for our family, the families of our employees and the families of workers in our supply chains.



Our direct operations are spread over seven countries. We feel privileged that our localised teams have the opportunity to represent Simba's values and commitment for quality outcomes on a global scale.

Nationwide distribution

Over 40 years of logistics experience and expertise.



With a global network of warehouses and teams located in capital cities across Australia, New Zealand, Asia, and the Middle East, we ensure just-in-time distribution for our clients

Our state-of-the-art warehouse management systems coupled with sophisticated demand planning capabilities allow us to provide our clients with complete visibility over the entire supply chain. We can also tailor distribution solutions depending on our clients preferred model of supply.

Using virtual warehousing technology and full integration with our clients, we become the logistics extension to their business. Our platform has been developed over many years of working closely with our clients to achieve their strategic objectives and continually provide them with a competitive edge of reliable service and speed.

Speak to experts who can help you with your textile problems. Excellent customer service, that's our promise to you.



Certified



Corporation

Better, Together

We work to contribute to a better world - for every person, every relationship, and every community. In all that we do, in every country that we touch, we will be better tomorrow than we are today.



Simba Global

Scan to
learn more



Simba Conscious

Our Strategy to 2030

Simba Conscious is our strategy to drive better sustainability outcomes for our customers, suppliers and within our own operations.

Consisting of 4 key pillars, we have set ambitious, specific and measurable goals aligned with the United Nations Sustainable Development Goals to demonstrate our commitment to global sustainability priorities.

Better, Together.



Strategic Pillars

We will work to contribute to a better world – for every person, every relationship, and every community. In all that we do, in every country that we touch, we will be better tomorrow than we are today.

1. Building Sustainable Supply Chains



Enhance labour and human rights

100% compliant to local labour laws in our textile production supply chain

© 2030



Reduce environmental impact across supply chain

All manufacturers meet or exceed Simba's published emissions & water benchmarks

© 2030



Embed sustainable procurement

80% of our product suppliers meet and exceed Simba's ethical, sustainable and environmental procurement standards

© 2030

We are transparent



2. Product Stewardship



Design for sustainability

100% of our product range and packaging has been assessed against and meets circular design principles

© 2030



Promote and support sustainable use of product

At least 60% of customers understand best practice in-use care and end-of-life opportunities

© 2030



Manage End-of-Life

80% of product offering will include a take back scheme

© 2030

We are accountable



3. Partnering for Impact



Influence through our sustainability journey

At least 80% buy-in of our Simba Conscious program with our contracted customers

© 2030



Collaborate for innovative solutions

At least 25% reduction in the carbon footprint of our sold products or by project

© 2030



Drive action on climate

Achieve and maintain carbon neutrality of our Scope 1 and 2 emissions

© 2030

We are better together



4. Empowering Communities



Empowering our people

Exceed best practice indices for diversity, equity and inclusion for Simba Global employees

© 2030



Community initiatives with impact

70% of staff are engaged in at least 1 community initiative each year

© 2030



Simba Charity Foundation

5% of annual profit from Simba Global donated to create 1.5x impact

© 2030

We are making change



Towels




Delivering transparency into your laundry through leading technologies

Leading commercial laundries, hotels and resorts, mining facilities and hospitals understand that RFID is a lot more than software, hardware and chipped linen.

It should also include training, rigorous and robust change management and insightful data analysis.


- Stock visibility with reliable data on how much stock a client has and where so they can predict the right amount of linen to hold or order
- Real time hardware monitoring and failure notification alerts (24x7) via a remote connection that links to our client's systems
- Best practice industry benchmarking ensuring optimal linen usage
- Minimise lost linen by understanding where linen is being stolen, misplaced or destroyed unnecessarily
- Automatic linen processing for reduced errors and manual labour requirements
- 24/7 help desk service to quickly register and qualify incidents
- Training and ongoing services for corrective maintenance and preventive support
- Lower RFID chip prices through continuous improvements to processes and technology
- Local support and expertise to quickly troubleshoot and resolve issues



Inventory

RFID chipped Simba linen for each item to be uniquely identified


+



Software

Inventory management software powered by industry leader HID Global™

+



Hardware

Customisable methods of scanning for your laundry powered by HID Global™





Independent test results of towel strengths (AWTA Product Testing Laboratory)

Classic Cotton Towel

Commercial Towel with Polycore Yarn Technology



vs

A classic cotton towel showing the strength in the length and width direction. After 60 washes the strength has decreased from 460 N to 220 N and 220 N to 140 N.*

A Polycore towel showing the strength in the length and width direction. After 60 washes the strength has only decreased from 520 N to 490 N and from 490 N to 470 N.*

*Note: roughly speaking 10 N = 1 kg



Enhancing commercial towels to offer even more. Stronger and more durable towelling, with the same soft feel.

What is Simba Polycore Yarn Technology™?

Polycore Yarn Technology™ is a durable commercial towel technology engineered to perform better for longer, while never sacrificing comfort.

Featuring a unique yarn process, Polycore incorporates polyester into the core of the towel and encloses the core in a 100% cotton pile. Polycore features the natural, soft touch and feel of classic cotton with an improved lifespan due to its durable core.

Independently tested by the AWTA Product Testing Laboratory, Polycore enhances commercial towels to offer more washes, lasting 25% longer and offering a better financial return than standard commercial grade towels.

Polycore provides commercial towels with a unique textile blend that cuts drying time by an average of 8%, getting the towel back into the game quickly after each wash.



Lasts up to 25% longer than standard commercial towels.



Stronger than regular commercial grade towels.



Faster drying time, get more use per unit.

Kingdom Commercial Towels



 Polycore™

Construction: PolyCore

When you need a commercial towel that goes the extra mile, the Kingdom is the ideal choice for accommodation and care facilities.

Unique to Simba, PolyCore Yarn Technology helps the Kingdom range of towels last up to 25% longer than standard commercial towels, and provides more efficient washing, drying, and general care, as well as a far more durable construction than other commercial pieces.

Code	Description	Dimensions (cm)	Box quantity	Weight (gsm)
P0014271551	Bath Sheet	90 x 180	10	550
P0014271568	Bath Towel	75 x 150	20	500
P0014271575	Bath Towel	70 x 140	20	500
P0014271582	Hand Towel	40 x 65	100	500
P0014271599	Face Washer	34 x 34	250	500
P0014271605	Bath Mat	50 x 75	50	660

Classic Commercial Towels



Construction: 100% Cotton Ring Spun

The classic commercial towels in our range feature the kind of expert construction and carefully considered design you would expect from a premium towel.

However, these commercial pieces are delivered with supreme value in mind, helping your place of accommodation or care facility complete its day to day operations. Soft to the touch, luxurious against the skin, hardwearing enough to stand up to the rigours of a daily commercial wash cycle, these are towels which are certain to match the aims and objectives of your business. Don't settle for anything less—instead, choose high-quality products to give your business the high-level support and scope it needs to really achieve the best results for clients.

Code	Description	Dimensions (cm)	Box quantity	Weight (gsm)
114470M	Bath Sheet	90 x 170	10	590
114460M	Bath Towel	70 x 150	20	590
114480M	Hand Towel	45 x 80	50	590
114490M	Face Washer	34 x 34	200	590
114500M	Bath Mat	60 x 80	40	750

Executive Commercial Towels



Construction: 100% Combed Cotton

Representing the higher end of our range, the Executive Commercial Towel is the go-to when you want to raise the bar.

This means, an increase in quality, in reliability, in texture, in aesthetic—basically, all of the premium features of our kingdom and classic commercial towels have been stepped up a gear with the executive model.

While these towels may be premium pieces, this does not mean that they are not developed with value at their heart. These expertly engineered cotton towels give the executive commercial range the strength and reliability required to last for longer, and to keep looking their best even after repeat washes. Meanwhile, sumptuous fibres retain that luxurious and opulent feel which all of your customers are going to fall in love with.

Code	Description	Dimensions (cm)	Box quantity	Weight (gsm)
CHI-BTW-76M	Bath Towel	76 x 152	20	550
CHI-HTW-41M	Hand Towel	41 x 76	50	550
CHI-FWW-30M	Face Washer	30 x 30	50	550
CHI-BMW-50M	Bath Mat	50 x 76	20	860

Deluxe Commercial Towels



Construction: 100% Combed Cotton

The Deluxe commercial towel is the top of our range, and features the kind of expert technology and construction that sets it apart from other pieces in our collection.

The deluxe name means value, as well as supreme quality. The soft texture, gorgeous look, and effective drying qualities, are secured for longer thanks to the 100% cotton construction which is strong enough to stand up to repeated commercial washes, day in day out.

Code	Description	Dimensions (cm)	Box quantity	Weight (gsm)
CVS-LGE-90	Bath Sheet	90 x 180	15	650
CVT-STD-70A	Bath Towel	70 x 150	20	650
CVH-LGE-80A	Hand Towel (Large)	45 x 80	60	650
CVH-STD-64A	Hand Towel	38 x 64	80	650
CVF-STD-34A	Face Washer	34 x 34	200	470
CVM-LGE-60A	Bath Mat (Large)	60 x 91	40	660
CVM-STD-55A	Bath Mat	55 x 80	50	660

Pool Towels



Vat-dyed

Construction: 100% Cotton

Long lasting and colourfast, the range of Simba Pool Towels is perfect for your accommodation.

Designed to provide a charming accompaniment to even the most sophisticated decor, this range has proved immensely popular with business owners into the hospitality industry, eager to provide their guests with the right kind of aesthetic.

Code	Description	Dimensions (cm)	Box quantity	Weight (gsm)
CTP-500A-GW	Green/White	70 x 150	25	476
CTP-501A-BW	Blue/White	70 x 150	25	476
CTP-504A-LW	Latte/White	70 x 150	25	476

Budget Facewasher



Vat dyed

Construction: 100% Cotton

Budget Facewasher

This facewasher is best utilised in an environment for single use or limited washes. Highly suitable for a healthcare or aged care environment.

Code	Description	Dimensions (cm)	Box quantity	Weight (gsm)
CF-W01-OM	White	30 x 30	500	196
CF-W04-OM	Blue and white	27 x 27	500	275

Excel Towels



Vat dyed

Construction: 100% Cotton

Simba is well known for our colourfast salon towel.

Know that you can rely on your Excel Salon Towels as they are Vat Dyed for Colour Fastness. Bleach resistant for salons.

Code	Description	Dimensions (cm)	Box quantity	Weight (gsm)
EX143BLACK	Black Salon Towel	37 x 75	90	475
EX143WHITE	White Salon Towel	37 x 75	90	475



Simba's large range of towels offer style, colour and reliability.

Coloured Vat Dyed Towels



Construction: 100% Cotton

Coloured Vat Dyed Towels

Made from 100% cotton, our vat dyed towels are crafted to maintain their colour, even with heavy use and the rigours of commercial laundries.

Navy



Code	Description	Dimensions (cm)	Box quantity	Weight (gsm)
CT-450NAV-OM	Bath Towel	70 x 140	30	450
CH-450NAV-OM	Hand Towel	40 x 65	120	450
CF-450NAV-OM	Face Washer	33 x 33	300	450
CM-651NAV-OM	Bath Mat	50 x 60	80	650
CLT-500NAV-OM	Bath Towel Large	75 x 150	20	500

Charcoal



Code	Description	Dimensions (cm)	Box quantity	Weight (gsm)
CLT-500CHA-OM	Bath Towel Large	75 x 150	20	500
CT-450CHA-OM	Bath Towel	70 x 140	30	450
CH-450CHA-OM	Hand Towel	40 x 65	120	450
CF-450CHA-OM	Face Washer	33 x 33	200	450
CM-651CHA-OM	Bath Mat	50 x 60	80	650

Forest Green



Code	Description	Dimensions (cm)	Box quantity	Weight (gsm)
CT-450FOR-OM	Bath Towel	70 x 140	30	450
CH-450FOR-OM	Hand Towel	40 x 65	120	450
CF-450FOR-OM	Face Washer	33 x 33	200	450
CM-651FOR-OM	Bath Mat	50 x 60	80	650

Bathrobes



Kingdom Terry Kimono Cotton Bathrobe



Construction: 100% Cotton Terry

Retaining the feeling of warm, luxurious softness against the skin, even after repeated commercial washes, is no easy feat.

However, this is something the Kingdom Terry Kimono bathroom achieves with ease.

For those times when you need a robe which will stand up to the test of long term usage, even when the rigours of commercial usage are factored in, without compromising on a sumptuous experience for the wearer, the Kingdom Terry kimono cannot be beaten.

Code	Description	Dimensions	Box quantity	Weight (gsm)
33900M	White bathrobe	One size fits most	10	320

Executive Terry Cotton Bathrobe



Construction: 100% Cotton Terry

The Executive Terry bathrobe sits at the upper end of our product range, and perfectly represents our commitment to luxury, comfort, softness, and reliability.

Manufactured using 100% cotton terry fibres, the sumptuous feel and smart aesthetic of this bathrobe is second to none, and this will not be lost on your guests, clients, or other users.

What's more, you can rely on the Executive Terry robe to stay looking and feeling its best, even after the stresses of repeated commercial wash cycles. This robe is the ideal choice thanks to its sumptuous texture, its ultra-absorbency, and its expert construction.

Code	Description	Dimensions	Box quantity	Weight (gsm)
CHI-BR-475	White bathrobe	One size fits most	10	475

Deluxe Microfibre Robe



Construction: 100% Microfibre

A great bathrobe has to look the part, but it also has to provide the right levels of comfort and warmth for all wearers, at all times of year.

This is what makes the Deluxe Microfibre bathrobe such a fine choice for a wide range of commercial applications. The 100% microfibre construction secures luxurious softness and gentle but effective insulation against the cold. The Deluxe Microfibre bathrobe model is designed to achieve supreme longevity and durability, maximising the value you and your business enjoy in the long term.

Code	Description	Dimensions (cm)	Box quantity	Weight (gsm)
CBR-18-WHT	White bathrobe	One size fits most	10	300
CBR-18-CHAR	Charcoal bathrobe	One size fits most	10	300

Waffle Bathrobe



Construction: 50/50 Poly / Cotton

Envelope yourself in lightweight comfort

Offering warmth without the bulk, our lightweight Waffle Robe features 2 front pockets and a tie belt. Sized to fit most.

Code	Description	Dimensions	Box quantity	Weight (gsm)
CBR-WAF-LDCRFID	White bathrobe	One size fits most	10	230

Sheets



Improved ironing performance

Soft and consistent handfeel

A more sustainable service life

Excelling in not only form, but also function.



Pushing sheet technology and textile innovation to its Edge.

What is Simba Edge Technology™?


Developed in collaboration with leading Australian textile chemical manufacturer Oxford Technologies, Edge™ is an enhanced commercial sheeting technology that takes pride in ensuring a more sustainable service life for linen.

Edge excels in both form and function, designed to perform to its peak durability while maintaining a soft and consistent handfeel. Edge also maintains improved ironing performance and reduces sheet piling, preserving a reliable and premium finish.


Edge technology allows for laundering at reduced temperatures, saving energy and reducing linen shrinkage, so that your linen can lead a much longer and gentler life.



Maintains a softer and more consistent handle



Less shrinkage and gentler impact on the environment



Premium hotel finish with minimal creasing

Bright whites, time and time again.



**Industry
leading softener**

**Advanced brightening
technologies**

**Global Organic Textile
Standard (GOTS)
registered**



Consistent and reliable linen with Ecobright technology.

What is Simba Ecobright™?


Ecobright™ applies advanced whitening technologies to deliver reliably consistent whites, with less damage to the cotton fibres and a reduced environmental impact.

Ecobright is one part of Simba's complete technology package which includes a new whitening chemistry and an enhanced, neutral optical brightening agent. This carefully considered combination ensures a crisp, bright whiteness.


Developed in collaboration with leading Australian textile chemical manufacturer, Oxford Technologies, our team of research and development experts designed Ecobright to use less chemicals and waste less energy while achieving a premium whiteness. Ecobright is pleased to be Global Organic Textile Standard (GOTS) registered. Our determination to deliver something both enduring and sustainable means that you will be able to enjoy the linen for longer.



Minimising our impact
on the environment



Lower effective peroxide levels
means longer lasting linen



Consistent whites after
every wash, each time

Sapphire Commercial Sheets



Edge™

125 TC

Construction: 50/50 Poly Cotton

50/50 Poly Cotton Sapphire Sheet Range.

The Sapphire sheet range, designed for the tough conditions of modern commercial laundries, is stronger and more durable than 100% cotton sheets. Developed with Oxford Technologies, its Simba Edge technology minimizes pilling, enhances ironing performance, and extends sheet life.

Code	Description	Dimensions (cm)	Box quantity	Weight (gsm)
CSS-301-SB	Single	180 x 300	10	155
CSS-302-KSB	King Single	200 x 300	10	155
CSS-304-QB	Queen	250 x 300	10	155
CSS-305-KB	King	295 x 300	10	155
CSS-306-SBF	Single Fitted	91 x 193 + 35	10	155
CSS-307-KSF	King Single Fitted	107 x 206 + 35	10	155
CSS-310-DBF	Double Fitted	137 x 203 + 40	10	155
CSS-308-QBF	Queen Fitted	154 x 205 + 40	10	155
CSS-309-KBF	King Fitted	185 x 205 + 40	50	155
CSS-300-PC	Standard Pillowcase	50 x 75 + 15	50	155

Kingdom Commercial Sheets



180 TC

Construction: 50/50 Cotton Poly

Our Kingdom commercial sheets combine luxurious softness with the kind of rugged durability you need for your business.

Designed to provide a comfortable and refreshing night's sleep for your guests. This range of sheets is engineered by Simba's team of textiles experts, ensuring that they truly stand the test of time, even after the rigours and stresses of regular laundering on a commercial scale. Try this fantastic range and experience the triple advantages of luxury, reliability, and high value. Once you sample the Kingdom Commercial range within your own business, you won't consider looking back.

Code	Description	Dimensions (cm)	Box quantity	Weight (gsm)
P0014270509	King Single	190 x 300	18	145
P0014270516	Queen	250 x 300	14	145
P0014270523	King	280 x 300	12	145
P0014270530	Standard Pillowcase	52 x 76 + 20	90	145
P0014278857	King Pillowcase	52 x 92 + 20	90	145

Classic Sheet Range



130 TC

Construction: 60/40 Cotton Poly

At first glance, the bedsheet is a simple product, designed with clear and straightforward aims in mind.

When we factor in the kinds of stresses and strains these products are put through, we begin to recognise the importance of quality and carefully considered engineering. This is of particular importance when it comes to commercial bed linen, which is why our Classic Sheet range is a popular choice among business owners. Constructed with luxury and softness, but with the kind of attention to detail that enables them to stand up to wash after wash with ease, the Classic range marries durability with comfort in a manner that both guests and staff will appreciate.

Code	Description	Dimensions (cm)	Box quantity	Weight (gsm)
CSK-515-SBG	Single	180 x 295	10	160
CSK-519-KSBG	King Single	200 x 295	10	160
CSK-516-QBG	Queen	250 x 295	10	160
CSK-517-KBG	King	295 x 295	10	160
CSK-518-PCG	Standard Pillowcase	50 x 75 + 15	50	160
CSK-514-KPCG	King Pillowcase	52 x 92 + 15	50	160

Deluxe Sheet Range



180 TC

Construction: 75/25 Cotton Poly

The sheets in our Deluxe range represent a step beyond in every sense.

This range elevates our commitment to quality and softness, offering a luxurious feel that surpasses touch. Crafted from 75/25 cotton poly, Deluxe pieces are engineered for durability, enduring repeated washes without compromising comfort. They maintain high levels of luxury even after extended use in your business.

Code	Description	Dimensions (cm)	Box quantity	Weight (gsm)
CS-T181-SBOM	Single Flat Sheet	180 x 300	10	145
CS-T184-KSBOM	King Single Flat Sheet	210 x 300	10	145
CS-T182-QBOM	Queen Flat Sheet	250 x 300	10	145
CS-T183-KBOM	King Flat Sheet	280 x 300	10	145
CS-T181-SBFIOM	Single Fitted Sheet	91 x 190	10	145
CS-T184-KSBFIOM	King Single Fitted Sheet	107 x 203	10	145
CS-T182-QBFIOM	Queen Fitted Sheet	160 x 200	10	145
CS-T183-KBFIOM	King Fitted Sheet	180 x 200	10	145
CS-T187-PCSTOM	Standard Pillowcase	50 x 75 + 15	50	145
CS-T185-PCKGOM	King Pillowcase	54 x 94 + 15	50	145

10mm Dress Sheet Range



250 TC

Construction: 50/50 Cotton/Polyester – 10mm dobby stripe

In the hospitality industry, or in another commercial market, the experience you provide to your guests and clients is paramount.

This means providing intense softness and comfort, as well as the kind of attention to detail which complements your decor and your services.

The Dress sheet range feature a smart satin stripe pattern and texture which will provide the right impression to clients. Manufactured using a sturdy cotton and polyester blend, these fast-drying sheets will stand up to the rigours of commercial washing, securing the same sharp aesthetic appeal and tactile softness for longer. In terms of long term value, it is difficult to challenge our Dress Sheet range.

Code	Description	Dimensions (cm)	Box quantity	Weight (gsm)
CSD4-10MM-SNG	Single	180 x 295	10	145
CSD5-10MM-KSB	King Single	200 x 295	10	145
CSD6-10MM-QUE	Queen	255 x 295	10	145
CSD7-10MM-KNG	King	280 x 295	10	145
CSD8-10MM-SUKG	Super King	305 x 305	10	145
CPC-10MM-ST	Standard Pillowcase	50 x 75 + 15	50	145
CPC-10MM-KNG	King Pillowcase	52 x 92 + 15	50	145

20mm Dress Sheet Range



250 TC

Construction: 50/50 Poly Cotton – 20mm dobby stripe

Memorable luxury.

Bringing the ultimate luxury to your guests and your laundries. The high quality also makes it a breeze to launder time and time again.

Code	Description	Dimensions (cm)	Box quantity	Weight (gsm)
CSD11-20MM-SB	Single	180 x 295	10	145
CSD5-20MM-KSB	King Single	200 x 295	10	145
CSD14-20MM-QB	Queen	255 x 295	10	145
CSD15-20MM-KB	King	255 x 295	10	145
CSD8-20MM-SUKG	Super King	305 x 305	10	145
CPC-20MM-STD	Standard Pillowcase	50 x 75 + 15	50	145
CPC-20MM-KNG	King Pillowcase	52 x 92 + 15	50	145

Cot Flat Sheet



125 TC

Construction: 50/50 Poly Cotton

Ensure your baby sleeps in comfort.

Soft and smooth against the skin, the plain white Cot Flat Sheet provides effortless comfort for your smallest guests. Made from a perfect blend of poly cotton.

Code	Description	Dimensions (cm)	Box quantity	Weight (gsm)
CSS-208-COT	Cot	180 x 150	20	155

Knitted Fitted Sheet



Construction: 50/50 Poly Cotton (Knitted)

Softness that stays in place.

Featuring a double stitched seam, the Knitted Fitted Sheet effortlessly stays in place and provides the perfect starting point for a well-made bed.

Code	Description	Dimensions (cm)	Box quantity	Weight (gsm)
CS-KNF-SB	Fitted Sheet	95 x 190 x 30	15	225

Conscious Collection™

by Simba Global



What is the Conscious Collection?

Thoughtfully designed in Australia, the Conscious Collection brings a modern, considered approach to sustainable comfort. Each product is crafted with carefully selected materials that incorporate certified recycled fibres, offering a premium feel without compromise.

Presented in fully recyclable packaging, the Conscious Collection reflects a commitment to thoughtful design and responsible choices for modern hospitality. By choosing the Conscious Collection, you're embracing comfort that enhances the guest experience while being considerate of the world around us.

Sustainable Materials

Eco-Friendly Packaging

Designed for Comfort &
Sustainability

EcoConscious Pillows

EcoConscious™



Pillow Soft—Silver Piping

Lightweight and plush, the 800g soft pillow offers gentle support with a comfortable sink-in feel. Ideal for guests who prefer a softer sleep surface, it suits front, back, and stomach sleepers while delivering reliable performance for hospitality use.

Construction: Cover: 100% Cotton Cover Fill: 100% Recycled Polyester

Code	Description	Dimensions (cm)	Box quantity	Weight (grams)
PI-EC800-S0	Standard	50 x 75	10	800

EcoConscious™



Pillow Firm — White Piping

Filled to 1000g for enhanced structure and support, this firm pillow is designed for guests who prefer a more supportive feel. It maintains its shape night after night, making it ideal for side and back sleepers in demanding hospitality environments.

Construction: Cover: 100% Cotton Cover Fill: 100% Recycled Polyester

Code	Description	Dimensions (cm)	Box quantity	Weight (grams)
PI-EC1000-FI	Standard	50 x 75	10	1000

EcoConscious™



Pillow — King

Generously filled to 1200g, the king pillow delivers elevated comfort with fuller support and presence on the bed. Designed to complement king-sized beds in premium hospitality settings, it offers a luxurious sleep experience while meeting the durability standards of commercial use.

Construction: Cover: 100% Cotton Cover Fill: 100% Recycled Polyester

Code	Description	Dimensions (cm)	Box quantity	Weight (grams)
PI-EC1200-KG	King	50 x 90	10	1200

Why we offer Soft & Firm Pillows

Providing both soft and firm pillow options to each guest ensures their comfort by allowing them to select their preferred level of support for a restful night's sleep. Each pillow features distinct colour piping that is subtle and visible to housekeeping staff, enabling efficient room turnover and guaranteeing guests enjoy the highest sleep quality during their hotel stay.

EcoConscious Quilts



Construction: 100% Cotton Cover, GRS Certified Recycled Polyester Fill

Designed for the Australian climate, EcoConscious quilts offer breathable, balanced comfort, tailored to guest needs and engineered to deliver a refined sleep experience guests will remember.

With a 100% cotton cover and GRS-certified recycled polyester filling, EcoConscious quilts feature a 340gsm fill weight, delivering lasting softness, supportive loft, and easy care—ideal for modern hospitality environments.

Code	Description	Dimensions (cm)	Box quantity	Weight (gsm)
QI-EC340-SB	Single	140 x 210	5	340
QI-EC341-KSB	King Single	165 x 210	5	340
QI-EC342-DB	Double	180 x 210	5	340
QI-EC344-QB	Queen	210 x 210	5	340
QI-EC345-KB	King	240 x 210	5	340

EcoConscious Mattress Toppers



Construction: 100% Microfibre Cover, GRS Certified Recycled Polyester Fill

EcoConscious mattress toppers will transform your mattress by adding extra cushioning for ultimate comfort.

Developed in Australia, EcoConscious mattress toppers combine sustainable design with 1000gsm GRS-certified recycled polyester filling and a soft, breathable microfibre cover. Offering balanced comfort and airflow, they enhance sleep quality while supporting more responsible hospitality choices.

Code	Description	Dimensions (cm)	Box quantity	Weight (gsm)
MTR-1000-SB	Single	91 x 188 x 40	2	1000
MTR-1001-LS	Long Single	90 x 203 x 40	2	1000
MTR-1002-KS	King Single	107 x 203 x 40	2	1000
MTR-1003-DB	Double	138 x 188 x 40	2	1000
MTR-1004-QB	Queen	153 x 203 x 40	2	1000
MTR-1005-KB	King	183 x 203 x 40	2	1000

Quilt Covers



Classic Quilt Cover



250 TC Construction: 50/50 Poly Cotton

You want your business' bed linen to go the extra mile, offering sumptuous luxury, long term reliability and durability, and an aesthetic flourish which makes guests smile.

With a satin striped finish, the Classic Quilt cover range is designed to look and feel great, while helping your guests secure the kind of luxurious night's sleep they crave. What's more, it is engineered in such a way that these comfortable and luxurious attributes are secured in the long term, ensuring that these poly cotton blend sheet represent serious value for your business.

Code	Description	Dimensions (cm)	Box quantity	Weight (gsm)
CQC-10MM-SBOM	Single	140 x 210 + 15	10	145
CQC-10MM-KSBOM	King Single	165 x 210 + 15	10	145
CQC-10MM-DBOM	Double	180 x 210 + 15	10	145
CQC-10MM-QBOM	Queen	210 x 210 + 15	10	145
CQC-10MM-KBOM	King	240 x 210 + 15	10	145

Multi Stripe Quilt Cover



Construction: Top - 50/50 Cotton/Poly, Bottom - 50/50 Cotton/Poly

Top - Multi Stripe, Bottom - Sky Blue

These commercial quality quilt covers feature a colour-fast, fade resistant polyester top that can handle the rigours of regular use. You will love the soft feel of the cotton bottom that brings the comfort of a home away from home.

Code	Description	Dimensions (cm)	Box quantity	Weight (gsm)
25000M	King Single	165 x 210	10	120 (top), 155 (bottom)

Stripe Quilt Cover



Construction: Top 100% Polyester, Bottom 50/50 Poly Cotton

Top - Multi Stripe, Bottom - Navy

A touch of tradition matched with commercial quality. The silky feel striped polyester top is made to withstand everyday use while the soft polycotton lower layer is soft and smooth. The cover is crafted to easily withstand regular commercial laundering.

Code	Description	Dimensions (cm)	Box quantity	Weight (gsm)
CQC-SSTRED-KSB	King Single	165 x 210	10	120 (top), 155 (bottom)
CQC-SSTRED4-QB	Queen	210 x 210	10	120 (top), 155 (bottom)
CQC-SSTRED5-KB	King	240 x 210	10	120 (top), 155 (bottom)

Oscar Stripe Quilt Cover



Construction: Top 100% Polyester, Bottom 50/50 Poly Cotton

Top - Multi Stripe, Bottom - Navy

A touch of tradition matched with commercial quality. The silky feel striped polyester top is made to withstand everyday use while the soft polycotton lower layer is soft and smooth. The cover is crafted to easily withstand regular commercial laundering.

Code	Description	Dimensions (cm)	Box quantity	Weight (gsm)
CQC-OSCST-KSB	King Single	165 x 210	10	120 (top), 155 (bottom)
CQC-OSCST-DB	Double	180 x 210	10	120 (top), 155 (bottom)
CQC-OSCST-QB	Queen	210 x 210	10	120 (top), 155 (bottom)
CQC-OSCST-KB	King	240 x 210	10	120 (top), 155 (bottom)

Commercial Comforters



Multi Stripe Comforter



Construction: Top 100% Polyester, Bottom 50/50 Poly Cotton

This commercial quality comforter features a colour strong polyester top that can handle to rigours of regular use.

Your guests will love the soft feel of the cotton bottom layer that brings the comfort of a home away from home.



Our comforters provide dependable comfort for guests and reliable quality for laundry staff.

Code	Description	Dimensions (cm)	Box quantity	Weight (gsm)
COM-CHAR1-KS	King Single	165 x 210	5	120 (top), 155 (bottom), 280 (quilt)
COM-CHAR2-QB	Queen	210 x 210	5	120 (top), 155 (bottom), 280 (quilt)

Pillows and Pillow Protectors





The Fibresmart™ range provides leading eco-friendly advantages over regular linen, offering your business a reduced carbon footprint, increase in energy efficiency and a reduction in operating costs and resources.

Fibresmart 

Fibresmart range of products deliver the perfect solution for places of accommodation searching for better performing commercial textiles.

A new generation of synthetic long chain fibres used to create energy smart sleep technology. Fibresmart quilts have a beautifully smooth and velvety texture with a soft and luxurious feel.

The Fibresmart quilt is even softer, smoother, more durable and more breathable than those made from the highest quality natural materials. Fibresmart is super absorbent and wicks moisture away from your body keeping you feeling clean and fresh the whole night. Fibresmart is anti-bacterial, resists mould, mildew, fungi and dust mites making it perfect for those who have hyper-sensitive skin or experience hay fever.

To explore more visit simba.global/productinnovation

Choose Fibresmart for your business.



EASY CARE



SUPER SOFT



MACHINE WASHABLE



HYPO ALLERGENIC



ANTI DUST MITE & ANTIBACTERIAL



SUITABLE FOR ALL SEASONS



ECOLOGICALLY FRIENDLY

Pillow Protectors



Pillow Protector with Zip — Spun Bond

A pillow protector with a non-woven, stain resistant white cover. Finished with a zip closure.

Construction: Non-Woven Spun Bond

Code	Description	Dimensions (cm)	Box quantity	Weight (gsm)
PP-MAN-NW	Standard	48 x 73	200	75
PPK-NW-KNG	King	54 x 92	150	75

Fibresmart



Pillow Protector with Zip

A quilted pillow protector, stain resistant microfibre white cover with a zip closure.

Construction: Fibresmart – 100% Microfibre Polyester

Code	Description	Dimensions (cm)	Box quantity	Weight (fill)
PP-FIB-STD	Standard	50 x 75	50	90
PP-FIB-KNG	King	54 x 92	40	90



Cotton Pillow Protector — Envelope Close

A quilted pillow protector finished with an envelope closure.

Construction: 100% Cotton

Code	Description	Dimensions (cm)	Box quantity	Weight (fill)
PP-MAN-STD	Standard	48 x 73 + 18	30	100
PP-MAN-KNG	King	52 x 92 + 18	30	100



Waterproof Pillow Protector with Zip

A waterproof pillow protector with PU backing. Finished with a zip closure.

Construction: 100% Polyester jacquard – TPU Backing

Code	Description	Dimensions (cm)	Box quantity	Weight (gsm)
PPW-300-STD	Standard	48 x 73	30	180

Mattress Toppers



Fibresmart Strapped Mattress Protectors



Fibresmart

Construction: 100% Microfibre - 25mm straps

The Fibresmart Range is a new generation of synthetic long chain fibres used to create energy smart sleep technology.

Fibresmart Strapped Mattress Protectors have a soft and luxurious feel. The Fibresmart mattress protector is hypoallergenic, durable and easy to wash.

Code	Description	Dimensions (cm)	Box quantity	Weight (gsm)
MFIB-01-SB	Single	92 x 190	10	120
MFIB-02-LS	Long Single	92 x 203	10	120
MFIB-06-KSB	King Single	107 x 203	10	120
MFIB-03-DB	Double	137 x 190	10	120
MFIB-04-QB	Queen	153 x 205	10	120
MFIB-05-KB	King	183 x 205	10	120
MFIB-07-SK	Super King	215 x 205	10	120

Fibresmart Fitted Mattress Protectors



Fibresmart

Construction: 100% Microfibre - with fitted wall

Fibresmart is super absorbent and wicks moisture away from your body keeping you feeling clean and fresh the whole night.

Fibresmart Fitted Mattress Protectors are hypoallergenic making it perfect for those who have hyper-sensitive skin or experience hay fever.

Code	Description	Dimensions (cm)	Box quantity	Weight (gsm)
MFIB-21-SB	Single	92 x 190 + 35	10	120
MFIB-22-LS	Long Single	93 x 205 + 35	10	120
MFIB-26-KSB	King Single	106 x 205 + 35	10	120
MFIB-23-DB	Double	137 x 190 + 35	10	120
MFIB-27-LDB	Long Double	138 x 205 + 35	10	120
MFIB-24-QB	Queen	153 x 205 + 35	10	120
MFIB-25-KB	King	183 x 205 + 35	10	120

Waterproof Mattress Protectors



Construction: 100% Polyester Jacquard, TPU Backing

Peace of mind for a better night's sleep.

The comfortable jacquard top of the Waterproof Mattress Protectors adds extra plush to any bed.

Covering both the top and sides of the mattress the extra coverage. By providing a protective fully waterproof backing layer.

Code	Description	Dimensions (cm)	Box quantity	Weight (gsm)
MPW-31-SB	Single	91 x 188 x 40	10	180
MPW-32-LSB	Long Single	90 x 203 x 40	10	180
MPW-36-KSB	King Single	107 x 203 x 40	10	180
MPW-33-DB	Double	138 x 188 x 40	10	180
MPW-34-QB	Queen	153 x 203 x 40	10	180
MPW-35-KB	King	183 x 203 x 40	10	180



Combining comfort with peace of mind is a winning combination.

Blankets



Fibresmart Thermalux Blankets

Fibresmart 



Fibresmart

Construction: 100% Polyester Fleece, 2 Sided Anti Pill

Fibresmart Thermalux Blanket

Fibresmart lightweight blankets are quick drying, machine washable, highly durable and colour fast. They also provide an anti-pill finish on both sides for long-lasting comfort. Available in a wide range of colours.

Fibresmart Thermalux Blanket — Navy




Code	Description	Dimensions (cm)	Box quantity	Weight (gsm)
BFIB-07-NA	Single - King Single	180 x 240	5	270
BFIB-17-NA	Double	230 x 240	5	270
BFIB-27-NA	Queen - King	240 x 260	5	270

Fibresmart Thermalux Blanket — Stone



Code	Description	Dimensions (cm)	Box quantity	Weight (gsm)
BFIB-01-ST	Single - King Single	180 x 240	5	270
BFIB-11-ST	Double	230 x 240	5	270
BFIB-21-ST	Queen - King	240 x 260	5	270

Fibresmart Thermalux Blanket — Silver



Code	Description	Dimensions (cm)	Box quantity	Weight (gsm)
BFIB-05-SI	Single - King Single	180 x 240	5	270
BFIB-15-SI	Double	230 x 240	5	270
BFIB-25-SI	Queen - King	240 x 260	5	270

Fibresmart Thermalux Blanket — Charcoal



Code	Description	Dimensions (cm)	Box quantity	Weight (gsm)
BFIB-08-CH	Single - King Single	180 x 240	5	270
BFIB-08-CH	Double	230 x 240	5	270
BFIB-08-CH	Queen - King	240 x 260	5	270

Fibresmart Thermalux Blanket — Camel



Code	Description	Dimensions (cm)	Box quantity	Weight (gsm)
BFIB-03-CM	Single - King Single	180 x 240	5	270
BFIB-13-CM	Double	230 x 240	5	270
BFIB-23-CM	Queen - King	240 x 260	5	270

Fibresmart Blankets

Fibresmart 



Construction: Knitted Polyester with Carbon Thread

The Fibresmart blanket is the smarter bed cover solution.

It has a marked reduction in lint generation and has better heat entrapment. Being made from synthetic fibres results in a dramatic reduction in the growth of bacteria as well as elimination of odours. This product is also widely used as a bedspread.

Code	Description	Dimensions (cm)	Box quantity	Weight (gsm)
CBP-180-BLCA	Single - Light Blue	180 x 230	10	326
CBP-230-MOCA	Single - Mocha	180 x 230	10	326
CBP-180-WHCA	Single - White	180 x 230	10	326

Cellular Health Care Blanket



Construction: 100% Cotton

100% Cotton Cellular Blanket.

Constructed from a heavier yarn that helps make this blanket weightier offering more comfort.

Code	Description	Dimensions (cm)	Box quantity	Weight (gsm)
12085-0M	Single	180 x 254	10	340

Table Linen



Caress Serviettes



Construction: 100% Polyester (MJS)

Caress Serviettes

Our Caress Serviette range are hard wearing, easy ironing all whilst being easy care. They have stain release properties, that make them ideal for the hospitality industry.

Code	Description	Dimensions (cm)	Box quantity	Weight (gsm)
CTC-NAPK-WHI	White	50 x 50	200	245
CTC-NAPK-BLA	Black	50 x 50	200	245



We supply quality products and partner with our clients housekeeping and laundry teams to ensure our products always perform at their best across their lifetime.

Caress Table Cloth

Our Caress Tablecloth range are hard wearing, easy ironing all whilst being easy care. They have stain release properties, that make them ideal for the hospitality industry.

Caress table cloth — white



Code	Description	Dimensions (cm)	Box quantity	Weight (gsm)
CTC-140140-WHI	Table Cloth	140 x 140	20	245
CTC-140180-WHI	Table Cloth	140 x 180	20	245
CTC-140230-WHI	Table Cloth	140 x 230	20	245
CTC-140280-WHI	Table Cloth	140 x 280	20	245
CTC-140305-WHI	Table Cloth	140 x 305	20	245
CTC-180180-WHI	Table Cloth	180 x 180	10	245
CTC-180305-WHI	Table Cloth	180 x 230	10	245
CTC-230230-WHI	Table Cloth	230 x 230	10	245
CTC-180R-WHI	Table Cloth	180 round	10	245
CTC-230R-WHI	Table Cloth	230 round	5	245
CTC-280R-WHI	Table Cloth	280 round	5	245
CTC-305R-WHI	Table Cloth	305 round	5	245

Caress table cloth — black



Code	Description	Dimensions (cm)	Box quantity	Weight (gsm)
CTC-140140-BLA	Table Cloth	140 x 140	20	245
CTC-140180-BLA	Table Cloth	140 x 180	20	245
CTC-140230-BLA	Table Cloth	140 x 230	20	245
CTC-140280-BLA	Table Cloth	140 x 280	20	245
CTC-140305-BLA	Table Cloth	140 x 305	20	245
CTC-180180-BLA	Table Cloth	180 x 180	10	245
CTC-180305-BLA	Table Cloth	180 x 230	10	245
CTC-230230-BLA	Table Cloth	230 x 230	10	245
CTC-180R-BLA	Table Cloth	180 round	10	245
CTC-230R-BLA	Table Cloth	230 round	5	245
CTC-280R-BLA	Table Cloth	280 round	5	245
CTC-305R-BLA	Table Cloth	305 round	5	245

Tea Towels



Construction: 100% Cotton, Yarn Dyed

A staple in any kitchen, our 100% cotton Check Tea Towel provides dependable drying and cleaning power.

Both pill and fluff resistant, you can be assured that moisture will be absorbed without leaving any fabric residue. Crafted to withstand the rigours of any commercial kitchen, it also launders exceptionally thanks to its robust design.

Code	Description	Dimensions (cm)	Box quantity	Weight (gsm)
118740M	Green/White Check	50 x 70	200	220
P001427942	Blue/White Check	50 x 70	200	230
CTT-4576-RB	Red/Blue Check	45 x 74	200	105

Tea Towels



Cotton Tea Towel

Highly absorbent and durable, the Cotton Tea Towel is crafted to withstand the rigours of any commercial kitchen, it also launders exceptionally thanks to its robust design.

Custom printed or embroidered available. Maximum print area 420 x 580 (20mm border).

Construction: 91% Cotton / 9% Polyester

Code	Description	Dimensions (cm)	Box quantity	Weight (gsm)
KI129	White	45 x 70	200	285



Cotton Linen Tea Towel

Providing a perfect blend of cotton and linen, this tea towel is soft on hands and surfaces. While delicate in feel, it is constructed to withstand the demands of commercial kitchens and laundries.

Custom printed or embroidered available. Maximum print area 420 x 580 (20mm border).

Construction: 55% Linen / 45% Cotton

Code	Description	Dimensions (cm)	Box quantity	Weight (gsm)
KL129	White (20mm border)	50 x 70	200	205

Dish Cloths

Dorset Cloth



Industry standard general purpose cloth. Constructed from 100% cotton, this cloth is both machine washable and re-usable, and perfect for commercial cleaning purposes.

Construction: 100% Cotton

Code	Description	Dimensions (cm)	Box quantity	Weight (gsm)
14070M	Standard	40 x 35	200	285

Cotton Glass Cloth



Our extremely low lint glass cloths are made from 100% cotton, to enable wiping glasses clean without leaving behind unwanted residue.

Construction: 100% Cotton

Code	Description	Dimensions (cm)	Box quantity	Weight (gsm)
16290M	Glass Cloth	48 x 75	200	205



Our range of Tea Towels and Dish Cloths have been designed to be durable, hard wearing and highly absorbent. This makes them a great choice for kitchens and accommodation locations.

Accessories



Laundry Bags



Construction: 100% Ripstop Polyester, with Drawstring

Laundry Bag — Large assorted colours.

100% ripstop polyester Laundry Bags that comes conveniently in eight universal colours.

Code	Description	Dimensions (cm)	Box quantity	Weight (gsm)
24680M	Red	75 (length)	50	130
24690M	Blue	75 (length)	50	130
24700M	White	75 (length)	50	130
24710M	Yellow	75 (length)	50	130
24720M	Purple	75 (length)	50	130
24730M	Green	75 (length)	50	130
24740M	Brown	75 (length)	50	130
24750M	Orange	75 (length)	50	130

Laundry Bags



Wash Bag

This white mesh wash bag has a zipper to keep all your personal items together.

Construction: Polyester mesh

Code	Description	Dimensions (cm)	Box quantity	Weight (gsm)
157500M	White	60 x 80	50	240



Laundry Bag Sling

The hard-wearing bag is abrasion and mould resistant. With four sewn in loops for ease of moving and hanging on trolleys.

Construction: Ripstop

Code	Description	Dimensions (cm)	Box quantity	Weight (gsm)
LAUNDROLSLINGGREY	Grey	15 x 55 x 4 arms	50	130

Clothing Protector



Construction: 100% Polyester

Easy to manage clothing protector.

Clothing protector with adjustable thread through system, no velcro or studs.

Code	Description	Dimensions (cm)	Box quantity	Weight (gsm)
CLOTH PRO NW/ PROF OM	Navy	42 x 78	50	100

Cotton Feeder (Popover)



Construction: 100% Cotton Terry

Durable cotton terry feeder.

Absorbent terry cotton material used to prevent spills and protect clothing. Versatile use throughout the care sector.

Code	Description	Dimensions (cm)	Box quantity	Weight (gsm)
CAF-85-WH	White/Yellow Trim	45 x 85	100	275

Aprons



Construction: 100% Polyester

Bib Apron

Our robust, wash and wear Bib Apron makes a smart statement in its block colour and complimentary trim detail. The clean design maintains a front that is free from pockets. While adding a protective barrier for your workers, our Bib Aprons also provide an easy and cost-effective uniform solution.

Code	Description	Dimensions (cm)	Box quantity	Weight (gsm)
CAP-BIB-WHITE	White	70 x 86	100	245
CAP-BIB-BLACK	Black	70 x 86	100	245

Box Stripe Shower Curtains



Construction: 100% Polyester

Add a classic touch to any bathroom.

Durable, sturdy and mould resistant, the Box Stripe Shower Curtains are fully machine washable in commercial laundries. The stripe design adds a touch of understated elegance to any bathroom.

Code	Description	Dimensions (cm)	Box quantity	Weight (gsm)
CSC-WHI-180	White	180 x 180	20	114
CSC-CHA-180	Charcoal	180 x 180	20	114
CSC-NAV-180	Navy	180 x 180	20	114
CSC-NAV-210	Navy	180 x 210	20	115

Reusable Bed Pad



Construction: Cotton Polyester (Tri Layer)

Reusable Bed Pad with a waterproof base.

The Reusable Bed Pad is designed to absorb moisture in a care environment while including a waterproof base. Constructed with a tri layer design it contains a top layer of cotton polyester for comfort, a middle layer for absorption and a PU based bottom layer to ensure no leakage. The Reusable Bed Pad is designed to be used with the pink side facing down into the bed, and has the capacity to hold approximately one and a half litres.

Code	Description	Dimensions (cm)	Box quantity	Weight (gsm)
CBP-1534-PINK	Pink	90 x 85	25	Tri Layer

Reusable Bed Pad (with tuckin)



Construction: 100% Polyester (Tri Layer)

Value for money bed pad with wings for easy tuckin.

The Reusable Bed Pad with tuckin is designed to absorb moisture in a care environment. Constructed with a tri layer design, with the middle layer designed for maximum absorption capacity.

With the capacity to hold approximately two litres, the Reusable Bed Pad is easy to handle and comes equipped with wings. Designed to be used with the purple side up.

Code	Description	Dimensions (cm)	Box quantity	Weight (gsm)
CBP-8025-PURPLE	Purple	100 x 100 (bed pad) + 50 (wings)	20	Tri Layer

Slide Sheets



Construction: 100% Polyester Taffeta

Helping staff and patients to stay safe.

An essential manual handling tool, the unique slippery surface of our Slide Sheets ensures that trained staff can reposition patients or residents easily and safely. Made from polyester taffeta, the sheet feels smooth to the skin and can work on top of most bedding surfaces. It launders well and the edges are heat sealed to ensure there is no fraying to extend use.

Code	Description	Dimensions (cm)	Box quantity	Weight (gsm)
CSL-GREEN-SML	Green	90 x 140	50	70
CSL-NAVY-STD	Navy	145 x 200	50	68
CSL-RED-STD	Red	145 x 200	50	68

Draw Sheet



Construction: 100% Cotton Herringbone

A layer of protection with a focus on dignity.

Our herringbone designed Draw Sheet offers a soft layer of protection that is comfortable to use. The supple and breathable cotton fabric discreetly covers for movement aid or fluid mishaps.

Code	Description	Dimensions (cm)	Box quantity	Weight (gsm)
CDR-120-HB	Natural	120 x 180	15	260

Patient Gown Wrap Style



Construction: 50/50 Cotton/Polyester

A universal gown with full coverage.

Made from poly-cotton fabric, our Patient Gown Wrap Style provides comfortable and breathable wear. Its properties include three ties and adequate thickness to maintain patient modesty. The gowns are sized to fit most.

Code	Description	Dimensions (cm)	Box quantity	Weight (gsm)
CGO-G04W-WH	Long Sleeve	One size fits all	20	155

Reusable Gown



AAMI Level 2

Class 1 Medical Device ARTG 334326

Construction: 99.7% Polyester 0.3% carbon

We make your safety our number one priority.

Protect patients and healthcare workers from micro-organisms, body fluids and particulate matter. Providing AAMI Level 2 barrier protection, our reusable gown is crafted from 120 gsm, barrier fabric, certified to EN 13795 and specially designed for fluid resistant applications such as Isolation gowns and surgical gowns. The dense fabric construction and special finish ensures the spray resistance (0.1 g AATCC 42)* and fluid resistance (30 cm AATCC 127) exceeds that required for AAMI Level 2 (<1.0 g AATCC 42 & >20 cm AATCC 127)* and retains the required performance even after 100 washes†.

*Based on independent test reports.

†The washing durability is based on AATCC 61 IVA wash where 1 wash equals approximately 5 industrial washes.

Code	Description	Dimensions (cm)	Box quantity	Weight (gsm)
4195043-OMNI	OP Maxima	One size fits all	40	90

Our commercial clients want partners who are focused on quality, forward thinking and deliver on their promises.

This is what Simba commercial brings as a minimum. It is everything else we do that means we deliver an unmatched experience.



We ignite greatness in our people, our clients and our suppliers. We deliver superior quality, certainty and value by disrupting the status quo. We bring capabilities in design, products, supply, data and science to create change. We link history, transparency, passion and a focus on the future to play our part in building a better tomorrow.

289 - 311 Bayswater Road
Bayswater North, Victoria
3153 Australia

E sales.au@simba.global
W www.simba.global
P 1300 SIMBA1



Simba Global

